





# O'Reilly Of Higher Education

# El contenido que nos ofrece

Va desde principiantes hasta avanzados

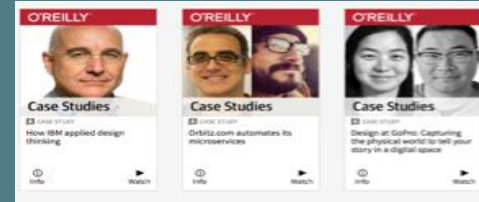




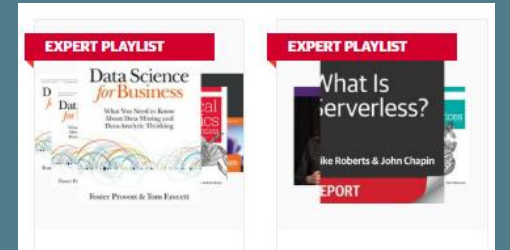
## Books



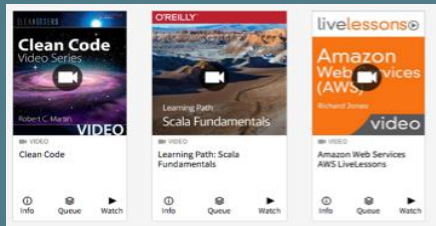
## Case Studies



## Expert Playlist




## Videos



## Learning Paths



## Resource Centers



# Como acceder a la plataforma

1.- Ingresamos a la siguiente dirección:

<https://www.bidi.unam.mx/>

2.- Nos presenta la siguiente pantalla:

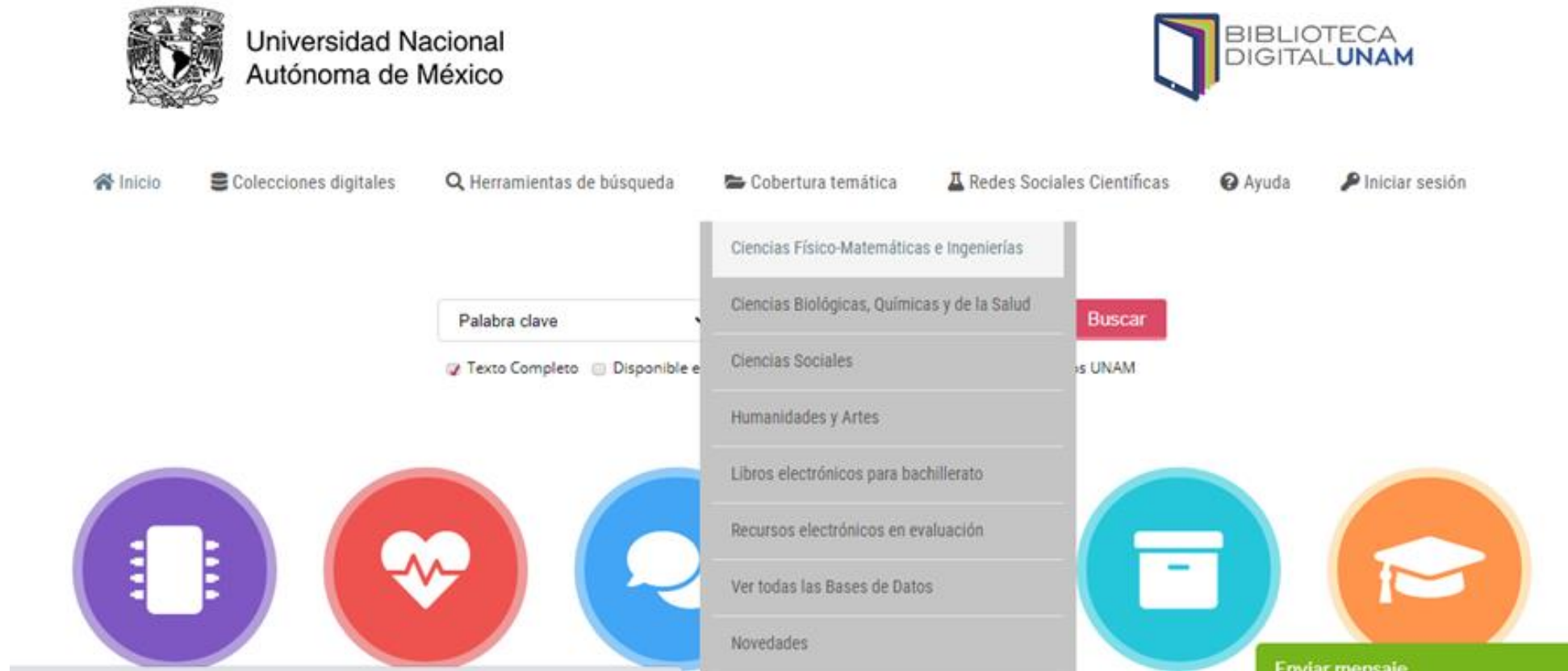
The screenshot shows the homepage of the BIDI UNAM platform. At the top, there is a navigation bar with four tabs: "Bibliotecas UNAM" (dark purple), "Biblioteca Digital" (red), "Biblioteca Central" (orange), and "Dirección General de Bibliotecas" (light orange). Below the navigation bar, the logo of the Universidad Nacional Autónoma de México (UNAM) is on the left, and the "BIBLIOTECA DIGITAL UNAM" logo is on the right. A horizontal menu contains several links: "Inicio", "Colecciones digitales", "Herramientas de búsqueda", "Cobertura temática", "Redes Sociales Científicas", "Ayuda", and "Iniciar sesión". In the center, there is a search bar with a dropdown menu for "Palabra clave" (set to "Ej. Microbio, Nanotubes, Arte, Medical") and a "Buscar" button. Below the search bar, there are four filter options: "Texto Completo" (checked), "Disponible en la Biblioteca", "Publicación Arbitrada", and "Catálogos UNAM". At the bottom, there are six circular icons representing different subject areas: "Ciencias Físico-Matemáticas e" (purple), "Ciencias Biológicas, Químicas y de la Salud" (red), "Ciencias Sociales" (blue), "Humanidades y Artes" (green), "Ver todas las Bases Datos" (cyan), and "Ayuda en línea" (yellow speech bubble with a red notification dot). The "Ayuda en línea" icon is highlighted with a green bar.

### 3.- Seleccionamos cobertura temática



The screenshot shows the website interface for the Universidad Nacional Autónoma de México (UNAM) Digital Library. At the top, there is a navigation bar with four tabs: "Bibliotecas UNAM" (purple), "Biblioteca Digital" (pink), "Biblioteca Central" (orange), and "Dirección General de Bibliotecas" (light orange). Below the navigation bar, the UNAM logo and name are on the left, and the "BIBLIOTECA DIGITAL UNAM" logo is on the right. A horizontal menu contains several items: "Inicio" (home icon), "Colecciones digitales" (list icon), "Herramientas de búsqueda" (magnifying glass icon), "Cobertura temática" (document icon, highlighted with a red box), "Redes Sociales Científicas" (person icon), "Ayuda" (question mark icon), and "Iniciar sesión" (key icon). Below the menu is a search bar with a dropdown menu for "Palabra clave" (set to "Ej. Microbio, Nanotubes, Arte, Medical") and a "Buscar" button. Underneath the search bar are four filter options: "Texto Completo" (checked), "Disponible en la Biblioteca", "Publicación Arbitrada", and "Catálogos UNAM". At the bottom, there is a row of six circular icons: a purple icon with a smartphone, a red icon with a heart and pulse line, a blue icon with two speech bubbles, a green icon with three people, a cyan icon with a storage box, and an orange icon with a graduation cap. A green button labeled "Enviar mensaje" is positioned below the orange icon.

## 4.- Del menú desplegable damos clic en: **Ciencias Físico-Matemáticas e Ingenierías**



The image shows the website interface for the Universidad Nacional Autónoma de México (UNAM) Digital Library. At the top left is the UNAM logo and the text "Universidad Nacional Autónoma de México". At the top right is the logo for "BIBLIOTECA DIGITAL UNAM". Below these are navigation links: "Inicio", "Colecciones digitales", "Herramientas de búsqueda", "Cobertura temática", "Redes Sociales Científicas", "Ayuda", and "Iniciar sesión".

In the center, there is a search bar with the placeholder text "Palabra clave" and a red "Buscar" button. Below the search bar are two checkboxes: "Texto Completo" (checked) and "Disponible en".

A dropdown menu is open, listing the following categories:

- Ciencias Físico-Matemáticas e Ingenierías
- Ciencias Biológicas, Químicas y de la Salud
- Ciencias Sociales
- Humanidades y Artes
- Libros electrónicos para bachillerato
- Recursos electrónicos en evaluación
- Ver todas las Bases de Datos
- Novedades

At the bottom of the page, there are five circular icons: a purple icon with a book, a red icon with a heart and pulse line, a blue icon with a speech bubble, a cyan icon with a book, and an orange icon with a graduation cap. A green button labeled "Enviar mensaje" is positioned below the orange icon.

## 5.- Navegamos para encontrar **ProQuest O'Reilly for Higher Education** y damos clic



ProQuest

O'Reilly for  
Higher Education

O'Reilly for Higher Education ofrece videos, casos de estudio, ebooks y rutas de aprendizaje interactivas, todo accesible de manera remota, que proporcionan conocimiento...

➔ Leer más: O'Reilly for Higher  
Education

6.- Enseguida nos presenta la siguiente pantalla, donde pondremos nuestra clave de acceso remoto



The image shows a login interface for UNAM. At the top, there is a circular icon of a tablet. Below it, there are two input fields: one for 'Número de cuenta UNAM' and another for 'Contraseña' with a toggle for visibility. A dark blue button labeled 'Iniciar sesión' is centered below the fields. Underneath, there are two sections: '¿Eres nuevo usuario?' with links for 'Registro para Alumnos UNAM' and 'Registro para Académicos UNAM', and '¿Problemas con tu contraseña?' with links for 'Recupera tu contraseña' and 'Cambia tu contraseña'. At the bottom, there is a link for 'Términos y condiciones de uso'.

Número de cuenta UNAM

Contraseña

Iniciar sesión

**¿Eres nuevo usuario?**  
[Registro para Alumnos UNAM](#)  
[Registro para Académicos UNAM](#)

**¿Problemas con tu contraseña?**  
[Recupera tu contraseña](#)  
[Cambia tu contraseña](#)

[Términos y condiciones de uso](#)



Przez wrzesień i październik dżuma trzymała miasto zglęte w swym uścisku. Ponieważ rzecz polegała na dreptaniu, setki tysięcy ludzi dreptały podczas nie kończących się tygodni. Mgła, upał i deszcz następowały po sobie na niebie. Milczące chmary ptaków, drozdów ciągnących z południa, przelatywały bardzo wysoko, ale omijały wielkie obracający się z gwizdem października wielkie na uboczu. Z początkiem października, trzymała je deszcze wymiotły ulice. I przez cały ten czas nie zdarzyło się nic ważniejszego od tego ogromnego dreptania.

Rieux i jego przyjaciele zrozumieli wówczas, jak bardzo byli zmęczeni. Doprawdy, ludzie z formacji sanitarnych nie trawili już tego zmęczenia. Doktor Rieux zdał sobie z tego sprawę, obserwując u swych przyjaciół i siebie samego postępy szczególnej obojętności. Ci ludzie na przykład, którzy aż dotąd okazywali tak żywe zainteresowanie dla wszystkich nowin dotyczących dżumy, nie zwracali już na nie żadnej uwagi. Rambert, któremu powierzono na razie jedną ze stacji kwarantanny, od niedawna znajdującą się w jego hotelu, znalazł doskonałe liczbę ludzi, którzy mieli pod obserwacją. Znal najdrobniejsze natychmiastowej ewakuacji, który

# Echemos un vistazo a la plataforma

# Contenido personalizado

The image shows a screenshot of the O'Reilly website interface. On the left, a dark sidebar contains navigation options: Home, Featured, Explore, and a list of filters: ALL TOPICS, MOST POPULAR TITLES, RECOMMENDATIONS, EARLY RELEASE, and PLAYLISTS. The main content area features an article titled "Build Efficient React Applications" with a "Read >" link. On the right, a "Search" sidebar displays "YOUR HISTORY" with two items: "Python Crash Course Edition" by Eric Matthes and "How Naxex uses Domain-Driven Design" by Vladik Khononov. A user profile dropdown menu is open, showing options for Profile, History, Playlists, and Highlights. Below this, a "Contents" section for the article "Using AI to Transform Search" by Devangini Patel is shown, with a progress bar for "Chapter 1: Shortest Time Search (Depth First Search)" at 28% completion. A "The Course Overview" section is also visible with a progress bar showing 4m 20s of 4m 27s.

Su historial, recomendaciones basadas en su patrón de uso, sus temas, sus listas de reproducción, sus aspectos más destacados.

Su barra de progreso

# Tópicos

Empiece a explorar O'Reilly seleccionando temas que se apliquen a su plan de estudios.

Para TI, seleccione temas como Desarrollo de software (con subtemas como Lenguajes de programación) o Seguridad.

Para Negocios, seleccione temas como Negocios (con subtemas como Finanzas y Contabilidad) o Desarrollo profesional.

O'REILLY®

Find a Solution...

Home

Featured

Explore

ALL TOPICS

MOST POPULAR TITLES

RECOMMENDATIONS

EARLY RELEASE

PLAYLISTS

Attend

Settings

Administration

Software Development

Follow this topic

All Topics > Software Development

Topic

Sort order: Popularity

Domain Specific Language...

Game Development

Graphics Programming

Programming Languages

QA / Testing

PYTHON CRASH COURSE

BOOK

MAY 2019

live

Py Fur

Parts 1

Paul J.

AUG 2019

Haga clic para seguir los temas

# Recomendaciones

Además de los temas que puede estar siguiendo, también obtendrá contenido recomendado según sus patrones de uso.

The screenshot displays the O'Reilly mobile application interface. On the left is a dark navigation sidebar with the O'REILLY logo at the top. The sidebar menu includes: Home, Featured, NAVIGATING CHANGE, RECOMMENDED (highlighted with a blue bar), Explore, Answers, Settings, Support, and Administration. Two red arrows point from the 'RECOMMENDED' menu item to the right-hand content area. The main content area features a search bar at the top with the text 'Search for books, videos, live events, and more'. Below the search bar is a section titled 'Recommended for You' with the subtitle 'Find content that's similar to what you've been checking out.'. This section displays two book recommendations as cards. The first card shows the cover of 'Web Application Security' by Andrew Hoffman, featuring a dog. The second card shows the cover of 'Essential Algorithms, 2nd Edition' by Rod Stephens, featuring a purple geometric design. Each card includes a close button (an 'X' in a square) in the top right corner.

Busque todas las partes del contenido de la base de datos.

# Buscando

En la lista de resultados, puede seleccionar el tipo de contenido: libros, videos y más. Luego, puede limitar su lista de resultados usando filtros para temas, editores y más.

Ordene la lista de resultados por relevancia, fecha de publicación, popularidad, calificación o fecha de adición.

The screenshot shows a search interface for 'Neural networks'. At the top left is the O'R logo. A search bar contains the text '"Neural networks"' with a magnifying glass icon and a clear button. Below the search bar, it displays '1 - 10 of 2896 search results for ""Neural networks""'. There are tabs for 'All', 'Books', 'Videos', 'Learning Paths', and 'Playlists', with 'Books' selected. A row of filter buttons includes 'Topics', 'Publishers', 'Publication Date', 'Rating', and 'Language', all with dropdown arrows. To the right is a 'Sort By Relevance' button with a dropdown arrow. The first search result is a book titled 'Artificial Neural Networks with TensorFlow 2: ANN Architecture Machine Learning Projects' by Poornachandra Sarang, published by TENSORFLOW. Below the title is a 'Write the first review' button and the date 'Apress November 2020'. A snippet of the book's description is visible at the bottom.

# Aspectos destacados y notas

Note that tasks on worker nodes cannot access the accumulator's `value()`—from the point of view of these tasks, accumulators are *write-only* variables. This allows accumulators to be implemented efficiently, without having to communicate every update.

Copy Undo Highlight Add Note

The type of counting shown here becomes especially handy when there are multiple values to keep track of, or when the same value needs to increase at multiple places in the parallel program (for example, you might be counting calls to a JSON parsing library throughout your program). For instance, often we expect some percentage of our data to be corrupted, or allow for the backend to fail some number of times. To prevent producing garbage output when there are too many errors, we can use a counter for valid records and a counter for invalid records. The value of our accumulators is available only in the driver program, so that is where we place our checks.

Continuing from our last example, we can now put is valid. The ham radio call sign format Union, from which we construct a regular e

Highlight

The type of counting shown here becomes especially handy when there are multiple values to keep track of, or when the same value needs to increase at multiple places in the parallel program (for example, you might be counting calls to a JSON parsing library throughout your program). For instance, often we expect some percentage of our data to be corrupted, or allow for the backend to fail some number of times. To prevent producing garbage output when there are too many errors, we can use a counter for valid records and a counter for invalid records. The value of our accumulators is available only in the driver program, so that is where we place our checks.

This is important!

This note is:  Private  Public

SHARE THIS HIGHLIGHT

<http://learning.oreilly.com/a/learning-spark/25878411/>



CANCEL

SAVE NOTE

Agregar aspectos destacados y notas en libros

Use una URL para compartir destacados y notas.


Todos sus aspectos destacados y notas se guardan en un solo lugar.

Export all notes and highlights

2 MINUTES AGO:

 "The type of counting shown here becomes especially handy when there are multiple values to keep track of, or when the same value needs to increase at multiple places in the para..."  
in 6. [Advanced Spark Programming](#) (reading time: 26 mins) from [Learning Spark](#)

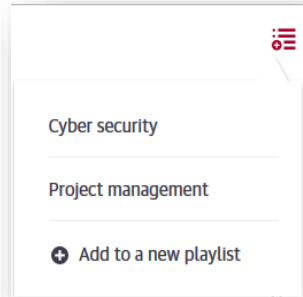
MONDAY, APRIL 01, 2019:

 "It is quite common for the cost function used during training to be different from the performance measure used for testing. Apart from regularization, another reason why they m..."  
in 4. [Training Models](#) (reading time: 64 mins) from [Hands-On Machine Learning with Scikit-Learn and TensorFlow](#)


# Listas de reproducción

Haga clic en este icono para agregar libros, videos y rutas de aprendizaje a las listas de reproducción.

Cambie la configuración para compartir listas de reproducción usando una URL.



The screenshot shows the O'Reilly website interface. At the top, there is a search bar with the text 'Find a Solution...', a filter dropdown set to 'All', and a red 'Search' button. Below the search bar, there is a navigation menu with options like 'Home', 'Featured', 'Explore', and 'Settings'. The main content area displays a playlist titled 'Cyber security' by Bjorn Olofsson, which is categorized under 'Security Engineering'. The playlist contains 11 items, including 'Debugging' (1 item), 'Pattern' (2 items by Francoise Devillard), 'Programming for Data Science...' (12 items by Jesse Anderson), and 'Project management' (4 items). A 'Share' button is visible next to the playlist title. A 'Share Settings' dialog box is open, showing options to toggle between 'PRIVATE' and 'SHARED' (which is selected). The dialog also displays a 'Shared Playlist' description, a 'Share Link' field with a 'Copy' button, and 'Save Changes' and 'Cancel' buttons.



# Recursos

## **Libguide**

<https://proquest.libguides.com/oreilly>

## **Paginas de producto**


### ***ProQuest:***

<https://about.proquest.com/products-services/OReilly-for-Public-Libraries.html>

### ***O'Reilly:***

<https://www.oreilly.com/online-learning/academic.html>





¡GRACIAS!

Elaboración: Jorge A. Colín Rojas  
[george@unam.mx](mailto:george@unam.mx)  
2021